

MGFC40V7177

7.1~7.7GHz BAND 10W INTERNALLY MATCHED GaAs FET

DESCRIPTION

The MGFC40V7177 is an internally impedance-matched GaAs power FET especially designed for use in 7.1~7.7 GHz band amplifiers. The hermetically sealed metal-ceramic package guarantees high reliability.

FEATURES

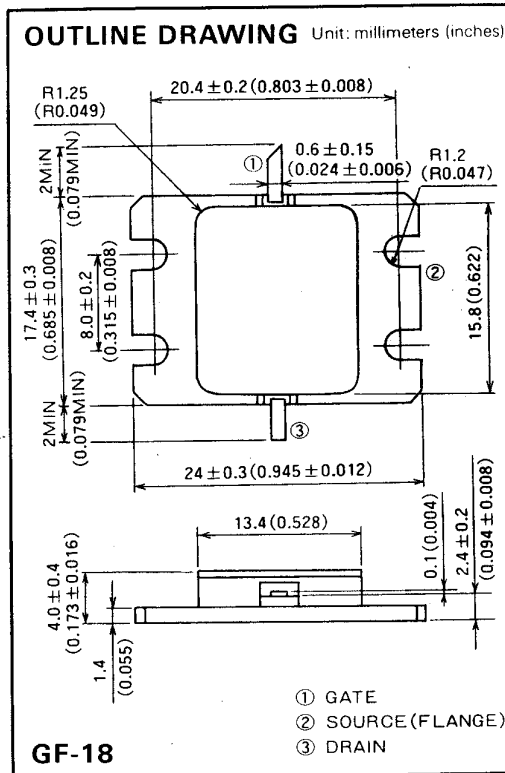
- Class A operation
- Internally matched to 50Ω system
- High output power
 $P_{1dB} = 10W$ (TYP) @ 7.1~7.7 GHz
- High power gain
 $G_{LP} = 8$ dB (TYP) @ 7.1~7.7GHz
- High power added efficiency
 $\eta_{add} = 32\%$ (TYP) @ 7.1~7.7 GHz, P_{1dB}
- Hermetically sealed metal-ceramic package
- Low distortion [Item: -51]
 $IM_3 = -45$ dBc (TYP) @ $P_o = 29$ (dBm) S.C.L.

APPLICATION

- Item-01: 7.1~7.7 GHz band power amplifier
- Item-51: Digital radio communication

QUALITY GRADE

- IG



ABSOLUTE MAXIMUM RATINGS (Ta=25°C)

Symbol	Parameter	Ratings	Unit
V _{GD0}	Gate to drain voltage	-15	V
V _{GS0}	Gate to source voltage	-15	V
I _D	Drain current	6	A
I _{GR}	Reverse gate current	-20	mA
I _{GF}	Forward gate current	42	mA
P _T	Total power dissipation *1	42.8	W
T _{ch}	Channel temperature	175	°C
T _{stg}	Storage temperature	-65 ~ +175	°C

*1: T_C = 25°C

RECOMMENDED BIAS CONDITIONS

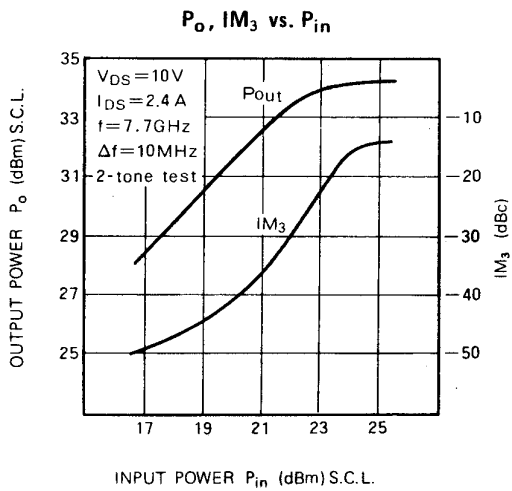
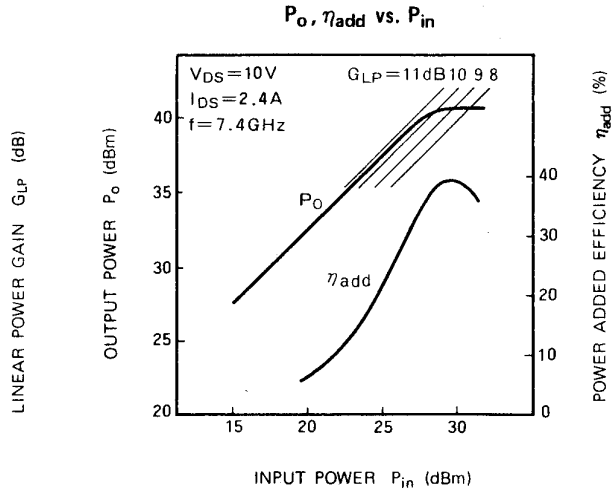
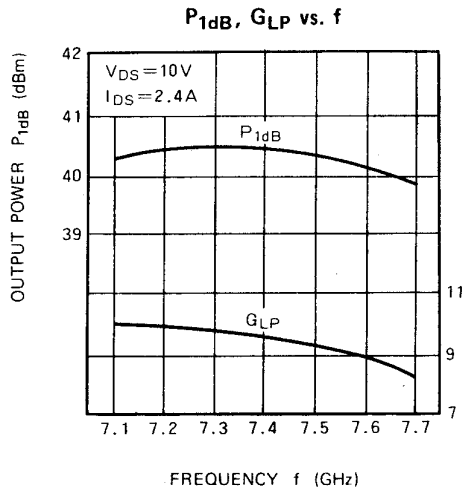
- V_{DS} = 10V
- I_D = 2.4A
- R_g = 50Ω
- Refer to Bias Procedure

ELECTRICAL CHARACTERISTICS (Ta=25°C)

Symbol	Parameter	Test conditions	Limits			Unit	
			Min	Typ	Max		
I _{DSS}	Saturated drain current	V _{DS} = 3V, V _{GS} = 0V	—	4.5	6	A	
g _m	Transconductance	V _{DS} = 3V, I _D = 2.2A	—	2	—	S	
V _{GS(off)}	Gate to source cut-off voltage	V _{DS} = 3V, I _D = 40mA	-2	-3	-4	V	
P _{1dB}	Output power at 1dB gain compression	V _{DS} = 10V, I _D = 2.4A, f = 7.1~7.7GHz	39.0	40.0	—	dBm	
G _{LP}	Linear power gain		7	8	—	dB	
I _D	Drain current		—	2.4	—	A	
η _{add}	Power added efficiency		—	32	—	%	
IM ₃	3rd order IM distortion *1		-42	-45	—	dBc	
R _{th(ch-c)}	Thermal resistance *2		ΔV _f method	—	—	3.5	°C/W

*1: Item-51, 2-tone test P_o = 29 dBm Single Carrier Level f = 7.7GHz Δf = 10 MHz.

*2: Channel to case

7.1~7.7GHz BAND 10W INTERNALLY MATCHED GaAs FET**TYPICAL CHARACTERISTICS****S PARAMETERS** ($T_a=25^\circ C$, $V_{DS}=10V$, $I_{DS}=2.4A$)

f (GHz)	S Parameters (TYP.)							
	S_{11}		S_{21}		S_{12}		S_{22}	
	Magn.	Angle (deg.)	Magn.	Angle (deg.)	Magn.	Angle (deg.)	Magn.	Angle (deg.)
7.1	0.40	-170.9	3.16	34.3	0.071	-24.8	0.32	-134.4
7.2	0.41	140.3	3.13	-6.5	0.072	-65.4	0.31	-171.2
7.3	0.40	92.6	3.09	-47.4	0.073	-106.6	0.29	-155.1
7.4	0.39	41.3	3.05	-88.0	0.073	-147.2	0.26	123.6
7.5	0.40	-15.1	3.02	-129.5	0.073	171.2	0.21	95.4
7.6	0.44	-76.5	2.82	-173.5	0.071	127.6	0.14	77.0
7.7	0.45	-90.0	2.63	175.0	0.071	90.0	0.19	60.0

MITSUBISHI SEMICONDUCTOR <GaAs FET>

MGFC40V7177

7.1 ~ 7.7GHz BAND 10W INTERNALLY MATCHED GaAs FET